



EST. 1970

Vermont Furniture Designs



VFD Vermont Furniture Designs

In the 1960s, I was living in Boston and working on my doctoral dissertation in theoretical mathematics. Despite the demands of my studies, I was constantly drawn to creating things with my hands. One day a friend asked me to build a custom, wooden handloom. In the process of creating the piece, I discovered that I loved working with wood. So I moved to a Vermont farmhouse and went into business.

Handlooms take quite a beating, so they must be extremely sturdy. Since they are often placed in living rooms, they must be beautiful and finely detailed as well. In the process of creating maple and cherry handlooms that possessed those attributes, I was inspired to pursue a new direction.

In the early 1980s I turned to Mission-style furniture; its straight, clean lines were a natural segue from weaving machines. I soon became the supplier of high-end cherry Mission furniture for two national chains. As we added both contemporary and traditional lines, that growth continued. Building furniture turned out to be the best of both worlds for me. It allowed me to pursue my passion for working with my hands while leveraging my background in mathematics and my appreciation for perspective and proportion. All of this has helped us create furniture that is visually appealing, useful, and durable.

Our goal has always been, and will continue to be, to build the highest quality and most beautiful furniture available. I know you will appreciate and love every piece you own.

Arthur Weitzenfeld

Vermont Furniture Designs strives to build the most beautiful and durable furniture possible. We combine traditional techniques, with an emphasis on color and grain selection and matching boards, with technology that is most appropriate for the application, such as smooth-operating slides and hardware. Those parts that are not visible are chosen because they deliver uncompromising performance.

We make parts in multiples, but each piece of furniture is bench-crafted by a small team of Vermont Craftsmen. Everyone on our team contributes to quality control; parts or even entire pieces can be rejected at any time.

All of this results in an Old World look that delivers a high degree of quality and durability. We are considered the top-quality vendor by all of our wholesale customers, and this is backed up by a return rate of near zero. We feel comfortable comparing our furniture with pieces costing two to three times as much.

We hope you enjoy the value we deliver as much as we enjoy creating it.



Styles	pg	What We Make	pg
Heartwood & Burlington	2-3	Beds	11-13
Mission & Craftsman	4-5	Bedroom Accessories	14-16
Horizon	6-7	Occasional	17
Skyline	8-9	Dining Room	18-19
ORDERING	10	Office	20-21
		Media Centers	22
		Skyline	23

Heartwood Bed and one door night chest, in cherry.





Craftsman high footboard bed with 3-drawer night chest, in walnut.



Greenwich low footboard bed with **Horizon** night chest, blanket chest, tall storage chest, and 8-drawer dresser, in cherry with walnut accents.



Skyline bed, night stand, and 9-drawer dresser in cherry with walnut accents.



Skyline media console in walnut.

Heartwood high footboard bed with wide night stand, in cherry.



Heartwood & Burlington

- A contemporary melding of Shaker and Art Deco styles.
- Heartwood's legs and the undersides of tops are designed with a distinctly rounded edge to create a softer, more elegant appearance.
- Burlington is distinguished by squared-off corners and edges.
- Our most popular lines for over 20 years.



Burlington extension dining table with Mission chairs and Heartwood long sideboard in cherry.



Heartwood office ensemble.



Heartwood console bookcase.

For a contemporary, slightly Art Deco look.

Our Heartwood Collection has been a core part of our line since the 1980s. It combines the simple lines of the classic Shaker style with the more contemporary look of Art Deco. The fusion of these two distinct styles allows these pieces to be at home in any room and work with any décor.

The Burlington Collection represents a variation on that theme. It was originally commissioned by a New York City dealer, who felt that Heartwood needed to have harder lines for his contemporary city customers. We responded by leaving the edges of the Heartwood pieces square. All other design aspects are unchanged.

The longevity of these lines speaks to their timelessness. They are available in black walnut, American black cherry, and rock maple. Because we have been creating this line for so long, we have a large library of pieces that can be easily customized.

Please carefully examine the two lines to ensure you can distinguish one from the other. If you are adding to a collection, you should consult your sales person to make sure you order the correct design.



Heartwood tall armoire in cherry (left) and walnut (right).



Heartwood is characterized by rounded edges for a finished yet elegant appearance.



Burlington is distinguished by square corners and edges, giving the collection a more urban feel.

Both of these lines are identical in dimensions and configurations. The only difference is in the edge treatment.

This makes Heartwood a softer-looking and slightly more stylized product, although both fill all the same needs.

Craftsman high footboard bed and 3-drawer night chest, in walnut



Mission & Craftsman

- A modern, lighter version of the traditional Mission and Craftsman lines.
- The Mission line features a sturdier appearance, with a thicker top and legs.
- The Craftsman line features a greater Art Deco influence.
- Another line that draws on this legacy is Prairie, which borrows heavily from these two lines.



Mission 10-drawer wide dresser, in cherry.



Craftsman high footboard bed with 3-drawer night chest and armoire, in maple with walnut details.



Prairie night stand showing unique end panels.

Sturdy lines and a handcrafted heritage.



The American Craftsman movement of the early 20th century was based on the philosophy that beautiful furniture should be solidly made and simply, yet exquisitely, designed. This philosophy and history are integral to our Mission Collection. Each piece is designed for simplicity and for its ability to seamlessly blend with contemporary décor.

Rather than reproduce other designers' furniture, we use specific styles as a starting point for our own designs, reinterpreting classic concepts.

The Craftsman, Mission, and Prairie beds and dressers can be combined according to your taste. In fact, many customers mix and match different lines with aesthetically pleasing results.

Craftsman armoire, in solid walnut.

Greenwich low footboard bed with **Horizon** pieces — 1-door night chest, blanket chest, tall storage chest, 8-drawer asymmetric dresser, and wall mirror — all in cherry with walnut details.



Horizon

- Classic styling with a subtle Asian flavor.
- Gracefully curved legs create “the perfect arc.”
- Contrasting pulls and slender end panels for more interest.
- Line features two beds – a low contemporary design and a more elaborate version with a higher platform and an intriguing grid.



Horizon 3-drawer, 2-glass-door media console.



Greenwich high footboard bed, in cherry.



Horizon bed, in cherry.

Evoking hints of the Far East.

We journeyed all the way to Asia to find inspiration for this collection. You'll uncover hints of the Far East in the articulated curve of the legs — which was carefully conceived by our designer — and the subtle treatment along the edges of the top. Even the pulls add a unique flair, with curves that take their cues from the shape of the leg and contrasting wood. One of our most popular new lines.

While the standard combinations for these pieces are cherry with walnut pulls, maple with walnut pulls, and walnut with cherry pulls, any other combination can be specially ordered.



Horizon night stands are among our most graceful — styles are shown in cherry with walnut detailing.



The curved leg and undercut top create beautiful lines in all the pieces. Horizon 7-drawer lingerie chest and tall storage chest, both in cherry with walnut detailing.

Skyline bed and 1-drawer night stands, 9-drawer dresser, in cherry with walnut details.



VFD

Skyline

- Our newest and most contemporary line, Skyline delivers a 20th century design aesthetic that is simple yet elegant.
- Solid hardwood construction helps ensure that each piece will be as durable as it is timeless.



Skyline 4-drawer, 2-door sideboard, shown in cherry and walnut.

Contemporary style that's at home anywhere.

The simple, straightforward lines of Skyline naturally lend themselves to an urban environment. Conceived in the spirit of some of the great mid-20th century designers, Skyline evokes the great Danish Modern tradition. It's not a copy, but an inspired interpretation.

We captured the spirit of this evolved style and infused it in a wide range of bedroom and media furniture. When executed in solid walnut, it creates a dramatic impact that instantly becomes the focal point of any room.



Skyline night chest with glass door, shown in walnut and cherry.



Skyline 9-drawer dresser, in cherry with walnut detailing — the signature piece of this collection


Choosing a Line

On the following pages you'll find almost every piece of furniture that we make, by room. The only exception is the Skyline collection, which is featured on page 23. Don't see exactly what you're looking for? We're always adding to our collection, and we are happy to build custom pieces. So if you really want something, just ask.

Every piece represented can be ordered in ANY style. Remember that dimensions and details may vary slightly from style to style, so verify all the details of each piece before placing your order.

Please contact us if you would like to have more information, or when you're ready to place an order. We will ask your location so we can decide how to best serve you. If there is a dealer near you, we will refer you to that dealer, as that is the best and most cost-effective way to learn about our furniture and to place an order. If you are not near a dealer but would like a line that is distributed by a national or web-based store, we will refer you there.

Finishes



The colors shown are for reference purposes only. They have been reproduced using print production techniques. Please review finish colors in person before placing any order with your dealer.

Natural Living

Natural Living is an approach to furniture design and finishing that takes into account the allergenic needs of some of our customers. At a customer's request, we will replace the plywood drawer bottoms and dresser backs with solid planked hardwood, and our Asian wood bed slats with maple. This upgrade is for customers who simply do not want the glues of plywood in their homes.. Every piece that we make can be upgraded to Natural Living.

Our Danish oil is safe and natural, but for folks who have sensitivities or allergies and have a finish they know will work for them, we are willing to apply it to our furniture (wipe-on only) for an extra charge. Please ask us about this service. Our furniture can also be purchased completely unfinished.

The Factory Store

For those who would like to see our furniture close up or who don't live near a Vermont Furniture Designs dealer, we'd like to invite you to our large Factory Store near Burlington, Vermont. In addition to many of our most popular pieces on display, you'll also find an extensive selection of seconds, overruns, and prototypes, with shipping or home delivery available. If you are in Vermont, stop by and visit our showroom. Please call for hours and directions.



Ordering Furniture



1



2



3



4

Beds

- 1) High Crown Mission
- 2) Sleigh bed
- 3) Glasgow
- 4) Macintosh

Each bed shown is available in the following sizes. Measurements are approximate and vary by design (width by length).

twin: 43" x 80"
double: 58" x 80"
queen: 64" x 85"
California king: 76" x 89"
king: 80" x 85"

All beds have the option of a low footboard.



5



6



7



8



9



10



11

Beds

- 5) Horizon
- 6) Sutton
- 7) Heartwood with high footboard
- 8) Heartwood with low footboard
- 9) Essex "Plus" panel bed with 48" headboard
- 10) Craftsman with high footboard
- 11) Craftsman with low footboard

Each bed shown is available in the following sizes. Measurements are approximate and vary by design (width by length).

- twin: 43" x 80"
- double: 58" x 80"
- queen: 64" x 85"
- California king: 76" x 89"
- king: 80" x 85"

All beds have the option of a low footboard.

All beds have the option of a low footboard.



1



2



3



4



5



6




7



8

Bedroom Accessories

- 1) 4-drawer dresser: 20" x 41" x 30"
- 2) 7-drawer dresser: 20" x 41" x 52"
- 3) 10-drawer dresser: 20" x 61" x 45"
- 4) 3-drawer dresser: 20" x 41" x 30"
- 5) 8-drawer asymmetrical dresser: 20" x 58" x 37"
- 6) 5-drawer dresser: 20" x 41" x 45"
- 7) 7-drawer lingerie chest: 20" x 25.5" x 60"
- 8) tall storage chest: 20" x 25.5" x 57"



9



10



11



14



12



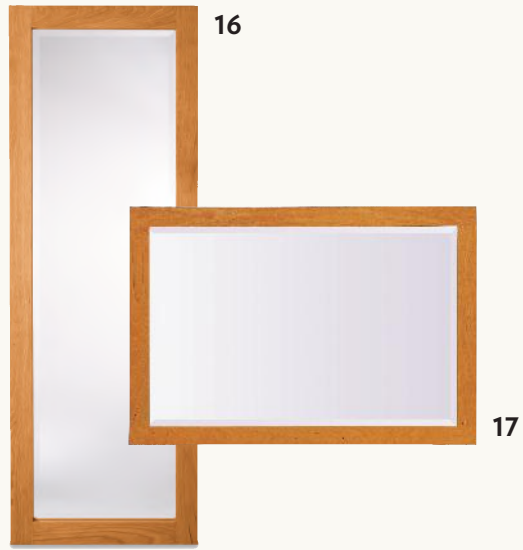
13



15

Bedroom Accessories

- 9) bedroom storage chest: 20" x 73" x 60"
- 10) 13-drawer dresser: 20" x 75.5" x 37"
- 11) 6-drawer dresser: 20" x 61" x 30"
- 12) 10-drawer narrow dresser: 20" x 61" x 37"
- 13) 10-drawer wide dresser: 20" x 75.5" x 37"
- 14) tall armoire: 24" x 41" x 78"
- 15) 8-drawer / 2-door dresser: 20" x 61" x 37"



Bedroom Accessories

- 16) tall mirror: 21" x 59.5"
- 17) wide mirror: 44.5" x 31"
- 18) 3-drawer night chest: 18" x 24" x 28"
- 19) night chest w/door and drawer: 18" x 24" x 28"
- 20) wide night stand: 20" x 32" x 28"
- 21) night stand: 20" x 24" x 28"
- 22) blanket chest: 21" x 41" x 22.5"



Occasional

- 1) short storage chest: 20" x 25.5" x 34.5"
- 2) 4-drawer cabinet: 20" x 41" x 28"
- 3) 2-drawer console table: 20" x 61" x 30"
- 4) 2-drawer coffee table: 20" x 61" x 22"
- 5) lamp table: 24" x 28" x 25"
- 6) square coffee table: 40" x 40" x 20"
- 7) end table: 12" x 16" x 25"
- 8) coffee table: 28" x 48" x 20"



1



2



3



4



5



6

Dining Room

- 1) sideboard with glass door hutch top: 20" x 61" x 81"
- 2) huntboard: 20" x 61" x 38"
- 3) small sideboard with glass door hutch top: 20" x 41" x 81"
- 4) China cabinet: 20" x 61" x 75"
- 5) dining storage chest: 20" x 73" x 60"
- 6) sideboard: 20" x 61" x 36"



7



8

9



10



11



12



13



14



15



16

Dining Room

- 7) fixed-top table: 42" x 78" x 29.5"
- 8) Winslow dining table: 36" x 84" x 29.5"
- 9) Winslow bench: 15" x 78" x 18"
- 10) extension table: 42" x 102" x 29.5"
(102" dimension includes 2, 18" leaves)
- 11) Manhattan chairs: *Please request*
- 12) Copley chairs: *Please request*
- 13) Mission chairs: *Please request*
- 14) round fixed-top table: 54" dia. x 29.5"
- 15) round extension table: 48" dia. x 29.5"
- 16) round extension table: 48" x 84" x 29.5"
(84" dimension includes 2, 18" leaves)



Office

- 1) console bookcase: 18.5" x 75.5" x 30"
- 2) executive desk: 30" x 70" x 30"
- 3) study desk: 30" x 54" x 30"
- 4) campaign desk: 28" x 69.5" x 30"
- 5) library desk: 28" x 61" x 30"
- 6) console with doors: 18.5" x 75.5" x 30"
- 7) 4-drawer lateral: 20" x 61" x 32"
- 8) credenza: 20" x 69" x 30"



Office

- 9) 2-door bookcase: 13.5" x 61" x 60"
- 10) office center: 24" x 46" x 55"
- 11) 1-door bookcase: 13.5" x 33" x 60"
- 12) 3-drawer file: 27" x 21.5" x 44"
- 13) 4-door bookcase with side cabinets: *Please request dimensions*



1



2



3



4



5



6

Media Centers

- 1) entertainment center: 24" x 46" x 55"
- 2) Kinkaid media console: 20" x 72" x 24"
- 3) Kinkaid tall media console: 20" x 61" x 31"
- 4) large media console with bookcase: 20" x 72" x 54"
- 5) 3-drawer, 2-door media console: 20" x 61" x 30"
- 6) 4-drawer, 2-door media console: 20" x 75.5" x 25"
- 7) 2-drawer, 1-door media console: 20" x 48" x 25"



1



2



3



4



5



6



7



8

9

Skyline

- 1) 6-drawer: 20" x 56" x 26"
- 2) media console with glass: 20" x 72" x 26"
- 3) glass door night stand: 18.5" x 18.5" x 22"
- 4) 10-drawer dresser: 20" x 56" x 39"
- 5) 9-drawer dresser: 20" x 83" x 26"
- 6) 5-drawer dresser: 20" x 28.5" x 39"
- 7) sideboard: 20" x 72" x 32.5"
- 8) night stand: 18.5" x 18.5" x 22"
- 9) bed: See pg. 12 for available sizes and dimensions



vfd | Vermont
Furniture
Designs
EST. 1970



The Quality of Custom Construction

We pride ourselves on building solid hardwood furniture that delivers custom quality without the custom price. We work by hand, combining the latest technology with elements of traditional joinery, in an effort to create heirloom-quality pieces that are reasonably affordable.

Producing fine furniture that will last for generations is a time-consuming process that cannot be rushed by taking shortcuts. All of our furniture is enhanced by unbroken lines of solid wood construction with a minimum of laminated or glued-together parts. Parts are produced in multiples and then handed to small teams of Vermont Craftsmen who work by hand in the traditional bench-crafted fashion. Drawers and doors are precision fitted by specially trained teams as well.

The results speak for themselves.

The elements of custom quality.

1. Wood selection

We pay premium prices to obtain the highest quality lumber with the most consistent color and grain. In addition, we specify the length and width of the boards, so we can select sets of parts that match perfectly. Even on our widest dressers, the one-piece drawer fronts are cut from a single board, so the grain flows smoothly across the entire unit. Our tops must be glued from separate boards, so we work carefully to match the grain and color in each finished piece. None of the smaller pieces on our furniture is glued from cut-offs – our goal is to present the wood as it is sliced from the tree.

Because we do not stain any of our furniture, the color of each piece must match the other pieces perfectly – the human eye is the ultimate arbiter of this process and the parts in our furniture can be rejected at any time by any craftsman, ensuring that the completed piece is of the highest quality.

2. Mortise and tenon joints

Wherever structural right angles meet, a mortise and tenon joint is used. As shown in the photo, a solid wood tenon connects the two adjoining components.

The tenon secures the joint and holds it tightly together, which gives the joint its superior strength and flexibility. In high stress joints, additional glue blocks are used to ensure durability.

We rely on the geometry of the mortise and tenon joint and the strength of the glue. Our furniture is glued and clamped for 24 hours using true bench-crafted assembly techniques. As a result, the joints are extremely strong and rigid, and the furniture is rock-solid. This is the time-tested process for building heirloom quality furniture, and we adhere to it.

3. Dovetail drawer boxes and inlays

Our drawer boxes are made of solid hardwood with traditional English dovetail joinery. This method is simple, beautiful, and time-tested. The drawer box bottoms are made of plywood that is compliant with current California codes, but solid wood bottoms are available for an additional charge. All of our drawers are completed with a smooth hard finish that will not catch threads on your clothing.

4. Floating panels


Solid hardwood floating panels are used in the sides of our cases and on any doors. Each panel is fitted and inserted into the frame. This construction method allows the panel to breathe within the borders of the frame and prevents the piece from warping or cracking. Floating panels are also aesthetically pleasing by providing an element of depth in areas that would otherwise be unappealing.

5. Fit

Every VFD case is assigned to one “fitter” who is allowed as much time as necessary to ensure that every door and drawer fits and works perfectly. The drawers are hand-fit to each location, and are numbered to make sure they are placed properly in the dresser. The reveal around each door and drawer must be perfect all the way around, and they must open and close smoothly and easily - no furniture is sent to shipping until everything is just right.

6. Finishing

We use an oil and wax finish that is based on linseed oil. This natural product brings out the color, grain, and depth of all of the hardwoods we use. While it requires some care, the rich patina that develops with re-oiling is worth the effort. Finishing with oil requires a very detailed level of sanding. When you touch our furniture, you are touching the wood, not a chemical finish. Because the oil sinks into the wood, we must hand sand to a very fine grit to ensure a smooth surface. Oil finishing does not produce any VOCs. It is a natural and safe process that has been used for centuries.





Vermont Furniture Designs

Mailing Address:

P.O. Box 4533

Burlington, Vermont

05406

Phone: 802-655-6568

Fax: 802-655-5979

email: info@vtfurn.com

www.vermontfurnituredesigns.com

Factory Store Address:

4 Tigan Street, Winooski, VT 05404

Thanks to the following dealers for the use of their photographs:
Room and Board, Vermont Wood Studios, Little Homestead,
European Sleepworks, and Lofgren Furniture.

Designed by Kindred Design Studio : Hinesburg, VT
Printed by Queen City Printers Inc.

\$10.00